

Versamods™ R-40 Modular Aluminum Decking System

Design Services Installation Instructions Care & Cleaning Warranty Information

Versadeck products are available in standard sizes as well as made to order solutions to better fit job specific residential and commercial applications. Versadeck's design customizability allows us to better assist you in the creation of a design that is multifunctional, efficient and most cost effective specific to each application.

Design Services

If you would like assistance in the designing of your deck and to generate a parts list, consult with a Versadeck design specialist to learn about professional design services that are available or we can refer you to a dealer in your area that can better assist you.

Handling

Always unload by hand and stack properly. A fork lift can be used as long as the product is properly supported with a pallet. A fork lift should only be used if it can gently and cleanly lift and set down the product without any horizontal sliding and scraping contact. If the product is damaged upon delivery, be sure the damage is reported and noted by the delivery driver at the time of delivery and make sure to have the report in writing and signed before the delivery truck leaves the premises. Take photos of the packaging before you unload and before you unpack and after. Notify damages to Versadeck immediately. Any damages reported later than 10 days of delivery of the product may not qualify for replacement.

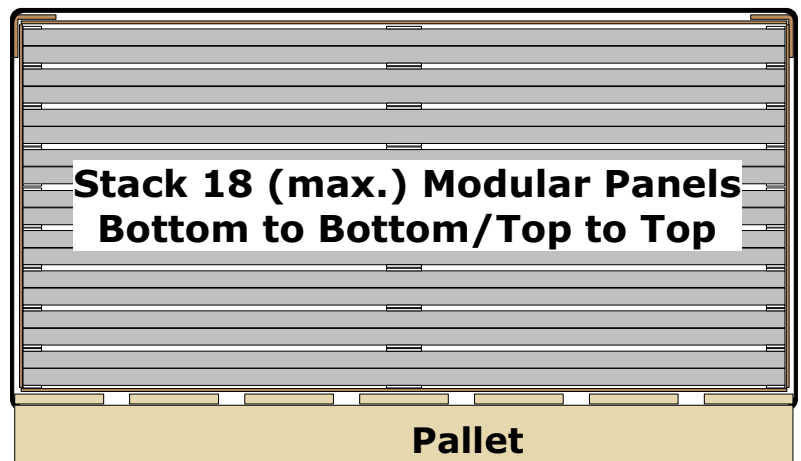
Stacking and Storage

Always stack and store the product correctly. Stack and store Versadeck products on a flat surface covered with a non-translucent waterproof material. Refer to the illustrations below to properly stack the product.

Side View

- 1) Place product on a palette
- 2) Use cardboard on all sides
- 3) Use metal banding (do not over tighten)
- 4) Use cardboard banding protectors
- 5) Stack no more than 18 modular panels high
- 6) Stack panels bottom to bottom/top to top. DO NOT STACK BOTTOM TO TOP
- 7) First panel should be bottom side down

Example of 18 Modular 4'x4' panels stacked



Flat Surface

Versamods™ R-40 Modular Aluminum Decking System

Safety First

Always wear proper clothing and use proper safety equipment recommended for building a deck. Always wear safety glasses especially when cutting Versadeck products. You can use the same saws and tools used to build a wood deck as long as the tools manufacturer's instructions are followed and specify safety precautions when cutting aluminum. Make sure you use sharp fine tooth carbide tip saw blades or aluminum cutting blades recommended by the tool manufacturer.

Other Precautions

Only use Versadeck decking for it's intended use as a surface decking material to be applied to a properly constructed structure that will safely support it and meet applicable building requirements specific to the location and application. Never use Versadeck decking for any other use other than it's intended use.

- Always use an approved protective barrier to protect Versadeck aluminum decking from corrosive treated lumber products and any other potentially corrosive material.
- Never use Versadeck decking as a structural beam, joist, stringer, supporting post or any other primary load-bearing member.
- Always consult local building codes prior to installation.
- Versadeck is available in three slip-resistant surface textures. Be sure to understand which texture is best fit for the intended use.

Supporting Structure Requirements

Versadeck aluminum decking is both lighter and stronger than most residential decking products. Because of this, it lends itself to more resurfacing applications without the need to strengthen the existing structure. Have your local building official and a structural engineer inspect the existing structure to calculate if the structure can safely support Versadeck decking. Use the following information to aid in the assessment and in the design of a new supporting structure.

Supporting Structure Joist Spacing Requirements and Recommendations

Decking Direction to Supports	Joist Spacing to Support 40 lbs. per sq. ft.	
Laid Perpendicular to Joists	Max. of 36"	*Recommended 24" on-center
Angled 45 Degrees to Joists	Max. of 24"	*Recommended 24" on-center
Laid Perpendicular to Stair Stringers	Max. of 18"	*Recommended 12" on-center
Decking Direction to Supports	Joist Spacing to Support 100 lbs. per sq. ft.	
Laid Perpendicular to Joists	Max. of 24"	*Recommended 16" on-center
Angled 45 Degrees to Joists	Max. of 16"	*Recommended 12" on-center
Laid Perpendicular to Stair Stringers	Max. of 12"	*Recommended 12" on-center
*The recommended joist spaces shown above are not required, they are noted only as a recommendation to consider that will maximize the solid/strong/ rigid feel underfoot.		

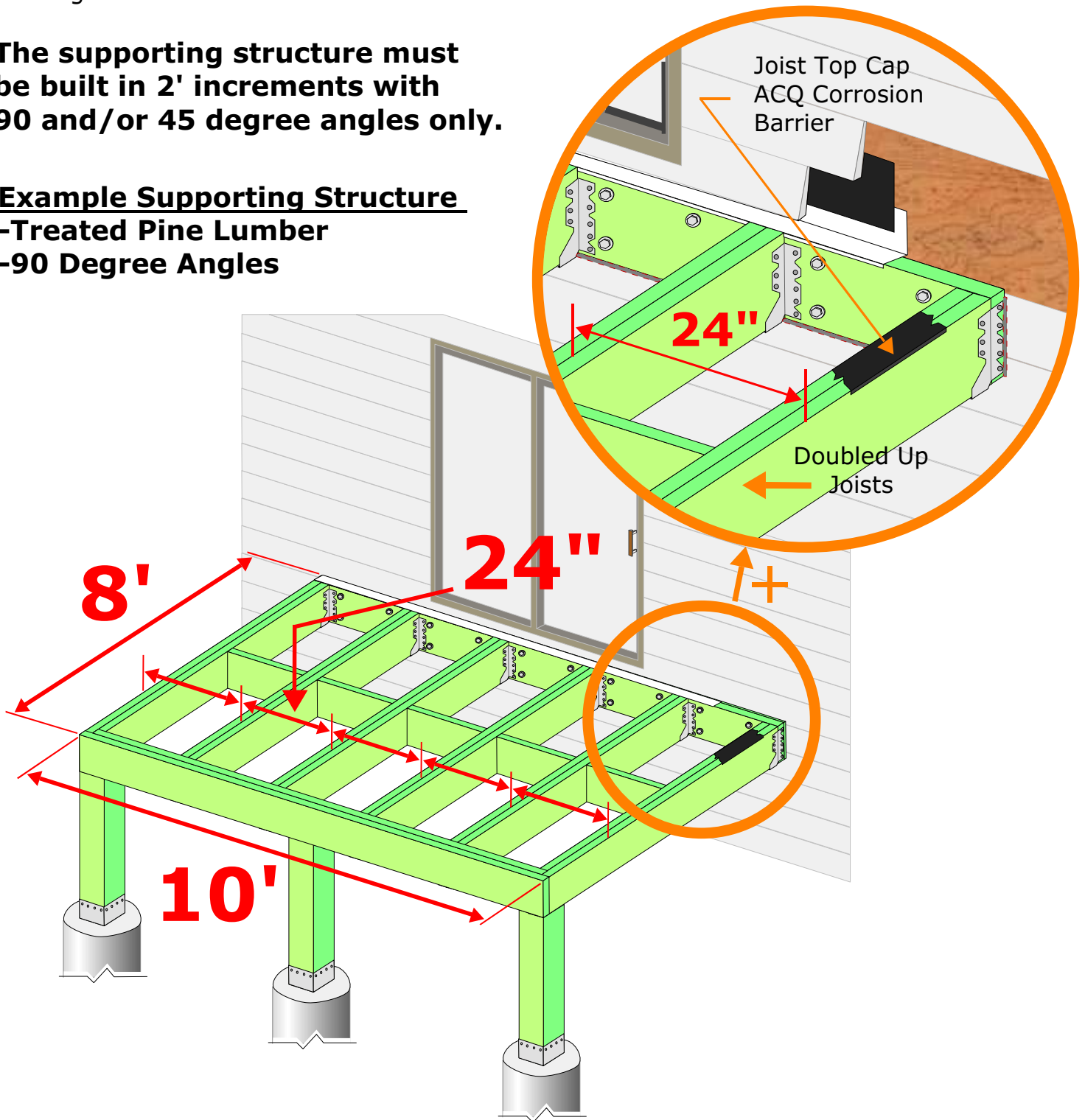
Versamods™ R-40 Modular Aluminum Decking System

Make Sure Supporting Structure is Built to Suit Versamods.

The supporting structure must be built to specifications to suit the Versamods modular decking systems. Make sure that an approved corrosion barrier is installed to the top of structures that are corrosive to aluminum (ACQ treated lumber) in all places where the decking will be in contact.

The supporting structure must be built in 2' increments with 90 and/or 45 degree angles only.

Example Supporting Structure
-Treated Pine Lumber
-90 Degree Angles



Versamods™ R-40 Modular Aluminum Decking System

Convert On Site Labor Into Factory Controlled Production

75% of the labor that would traditionally be performed on site is completed at the factory instead ~ converting on-site labor into factory controlled production.

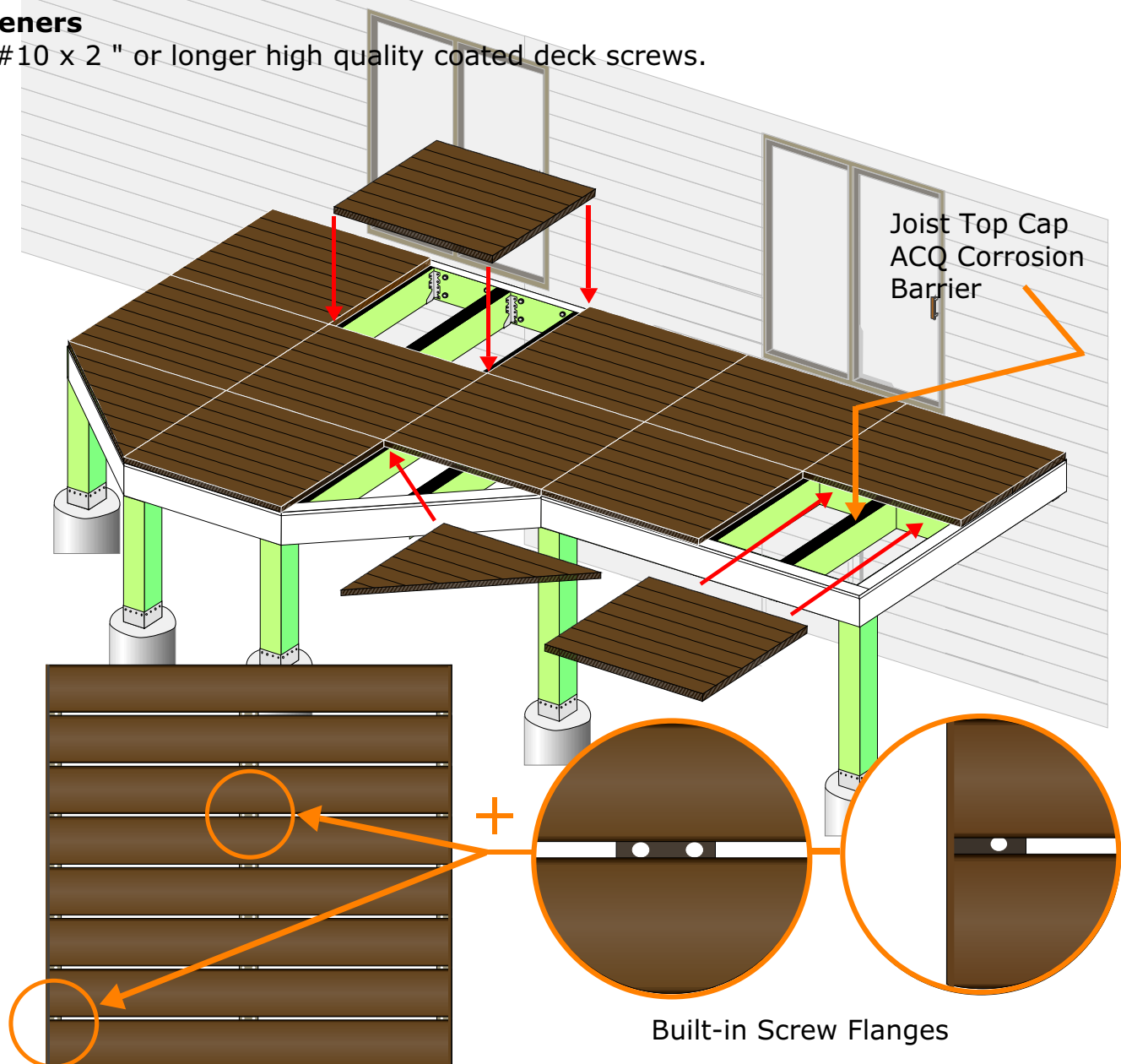
Versamods™ are aluminum planks cut to size and welded together to form a specific shape (modular component). Flat strips and angle mounting flanges are welded to the bottom of the planks to hold them together equally spaced. These flanges have pre-drilled holes positioned so screws can be installed between the planks through the flanges and into the supporting structure. The panels are easily mounted from the top yet the result is a clean fastener free surface. There are several modular shapes available which are combined to form myriad deck designs.

Installs Several Times Quicker, No Cutting & No Waste

Versamods™ Modular Aluminum decking installs several times quicker than traditional planks. The panels fit together quickly like a simple jig saw puzzle. The welded-in screw flanges require 60% less screws than traditional top mounted planking. The panels fit a correctly built frame with no cutting required and no wasted material.

Fasteners

Use #10 x 2 " or longer high quality coated deck screws.



Versamods™ R-40 Modular Aluminum Decking System

Strong and Lighter Modular Deck Tiles Alternative



Versadeck™
Rooftop Decks

NFPA
Class "A"



Copyright © Versadeck™ Decking, Inc. All Rights Reserved.

ADJUSTABLE PEDESTALS

Versamods™ C-60

Planks Welded into Modular Panels

1.5"

Supports

Adjustable Pedestals

- 2' - 4' grid layout design
- Screw to adjust height
- Stack-able up to 30"
- Slim-able up to 4%



8" diameter base

Distributes weight evenly for lower point loads on rooftop

Joists

Sleeper Joist Frame

- Aluminum construction
- Noncombustible Class "A"
- Strong, Straight & Light
- Lengths up to 40'

C-60

1" x 5" / 8"

1.5"

R-40

1" x 5" / 8"

1"

1x2

2"

2x2

2"

Wall thickness
a).125" b).25"

Decking

Deck Planks or Modular

- Aluminum construction
- Noncombustible Class "A"
- 60 mil. protective coating
- Planks up to 40' / modular

C-60 Commercial Plank

6" O-C

1.5"

R-40 Residential Plank

6" O-C

1.0"

R-40 Waterproof Plank

6" O-C

1.0"

Modular Panels (C-60 / R-40)

High Performance Decking

Versadeck™
www.versadeck.com



8" min

24" - 48"

24" - 48"

6" Max. Cant.

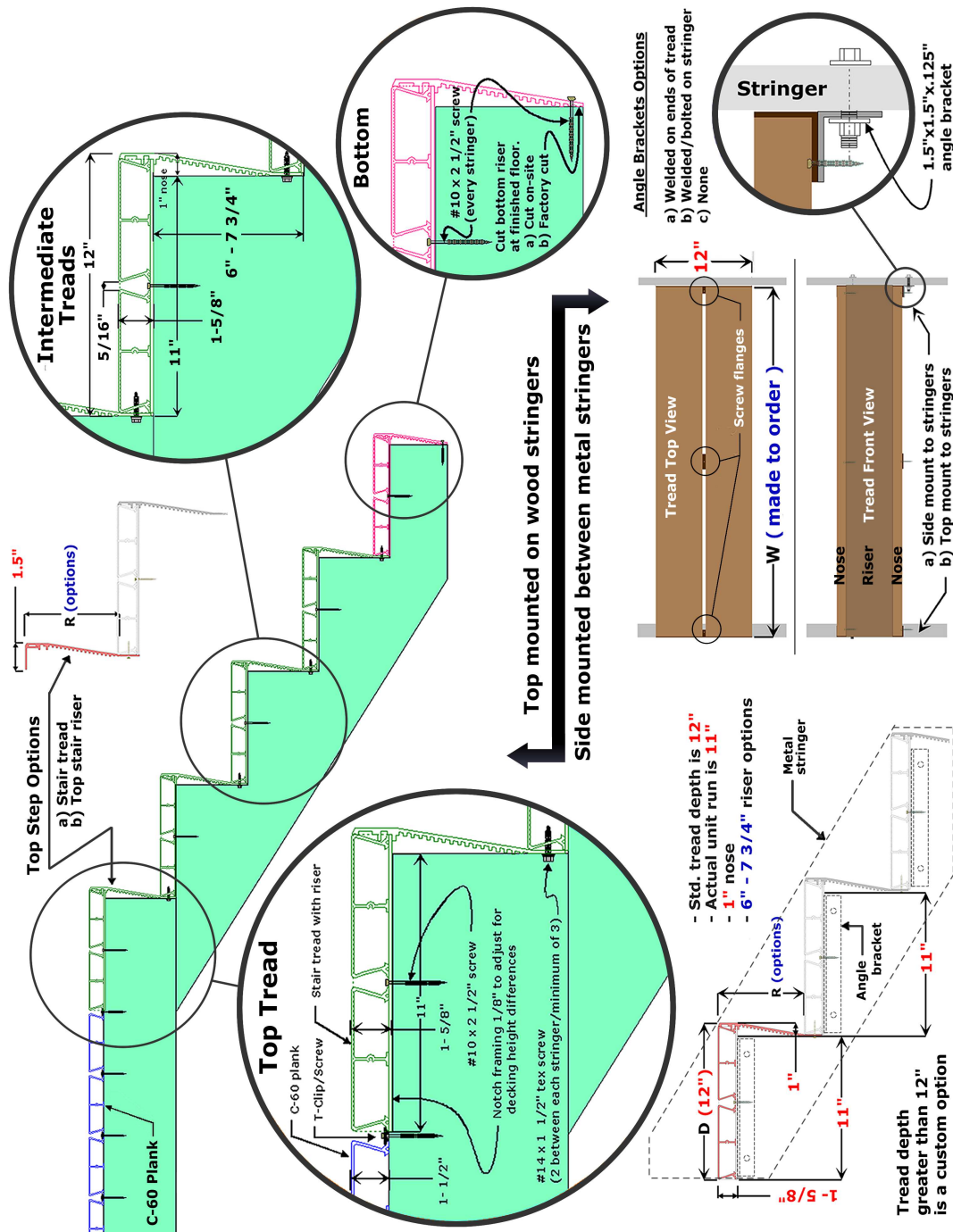

Glue or Screw

Rooftop

Floating Modular Decking Design

Versamods™ R-40 Modular Aluminum Decking System

Stair Treads with Built in Risers



NFPA
Class "A"



High Performance Decking
Versadeck™
www.versadeck.com

Versamods™ R-40 Modular Aluminum Decking System

Common Questions

Is Versamods™ Aluminum Decking Maintenance Free? Versamods™ Modular Aluminum decking is a virtually maintenance free material that will provide years of like new performance with minimal upkeep. There are no applicants needed to preserve color or prevent deterioration from the elements. Any surface over a period of time will collect dirt or other debris. Wash your deck with a mild household soap twice per year to help prevent the build up of mold, mildew and other stains that may be difficult to remove if left over a long period of time. (do not use bleach or deck wash products).

Could the Polyurea Coating Peel Off the Aluminum? The aluminum is coated with a special primer prior to coating. This bonds the coating to the aluminum. Under normal residential wear and tear, it is warranted that the Polyurea coating will not peel unless it is intentionally peeled off.

Could the Coating Wear Down to the Aluminum? It is warranted that under normal residential conditions, the coating will not wear down to the aluminum for a lifetime.

Does Versamods™ Decking Get Hot in the Sun? The coating reflects much of the UV energy. Aluminum transfers heat quickly so there is a minimal build up of temperature. Even on the hottest days Versamods™ aluminum decking stays uncommonly cool in comparison to wood, composite and powder coated aluminum decking products. If the bottom side is covered minimizing air flow, the decking may not stay as cool.

Is Versamods™ Slippery When Wet? The standard texture provides a slip resistant surface. There are two additional slip resistant textures to choose from for added traction. If the decking is wet or icy, take extra care as under these conditions the deck **may not be as slip resistant.**

Care & Cleaning

Ground in Dirt: Use a mild soap to remove the dirt. Do not use aggressive cleaners or products containing sodium hypochlorite.

Oil and Grease Stains: Remove oil and grease stains with a mild household soap agent as soon as the stain occurs. Do not use aggressive cleaners or products containing sodium hypochlorite.

Mold Stains: Mold: may form (on any surface) where moisture is prevalent and/or there is heavy shading and pollen/debris that are allowed to collect on the deck. Use a mild household soap, do not use aggressive cleaners or products containing sodium hypochlorite. Periodic cleaning of your deck, even if it appears clean, is important to prevent the build up of pollen/debris that can cause mold. Wash your deck using this method at least twice per year.

Versamods™ R-40 Modular Aluminum Decking System

Ice and Snow: Rock salt, available in many home centers, will melt ice on Versamods Decking. Rinse off your deck when first practical to help avoid surface stains.

Other Stains: TREE SAP, ASPHALT DRIVEWAY SEALER, SHOE POLISH, PAINT, VARNISH, CRAYON, LIPSTICK, JUICE/WINE, MUSTARD, PERMANENT MARKER, PEN INK, BLACK HEAL MARKS: Rub the stain with Mineral Spirits or Turpentine using a clean white cloth as soon as stain occurs and then immediately chase wash the area with a mild soap & water solution. If the stain still shows, contact us for instructions.

Deep Scratches/Gouges: If the Polyurea coating is gouged to bare aluminum, contact us. The coating can be patched.

Compression Marks: The Polyurea coating is thick to provide comfort and durability. Leaving heavy objects with pointed legs or sharp edges in contact with the coating could leave compression marks. Once the object is removed, the marks will usually come out on their own depending on the severity of the compression marks. Avoid leaving these types of objects unmoved over long periods of time.

Color Drifting: The Polyurea formula contains UV (ultraviolet) ray blockers. It is warranted that the color will maintain a desirable even tone throughout the lifetime of the product. Avoid leaving objects (welcome mats, storage containers, flower pots, etc.) unmoved for long periods of time. After about 3 to 8 weeks of exposure to the sun, the shine will dull out to a more natural desirable look. Ask for a color sample to understand the changes that will occur as the product ages. As with all materials when exposed to UV rays, the color may drift from its original color shade.

Versamods™ R-40 Modular Aluminum Decking System

Limited Lifetime Transferable Warranty

Versamods™ Polyurea Coated Aluminum Decking provides a lifetime of comprehensive coverage when used on a residential structure under normal everyday conditions and when installed properly will not...

- Fail structurally as engineered
- Rot, decay or be damaged by insects
- Warp, cup, sag, dent or splinter
- Wear down to the aluminum or peel off
- Corrode resulting in fatigue or an undesirable appearance

Transferability is Optional**15 Year Color Guarantee**

Versadeck Decking, Inc. hereafter "Warrantor" warrants that Versamods Polyurea Modular coated aluminum plank decking hereafter "Versamods": when purchased from an authorized Dealer, used in conjunction with a residential structure and installed, maintained and cared for properly, under normal conditions, will not rust, splinter, warp, cup, sag, shrink, rot, wear down to the aluminum, peel apart or suffer structural damage due to termites or fungal decay for

A) Standard coating option: 25 years Non Transferable

B) Thicker coating option: As long as the original purchaser owns the property with the ability to transfer this warranty one time to the next owner. To transfer this warranty, there is a one time fee of \$500 which must be paid within 30 days of the date the new owner purchases the property.

In addition, Versamods will maintain a desirable aged weathered look for a period of 15 years (standard colors only) from the date of the original purchase.

Versamods™ R-40 Modular Aluminum Decking System**Limited Lifetime Transferable Warranty**

This warranty does not cover damage of any kind resulting from faulty installation, misuse, fire, negligent maintenance or acts of god. Warrantor does not warrant that and Purchaser is solely responsible for determining whether Versamods meets the requirements of any applicable safety code or similar regulation. Warrantor shall be the sole judge of whether or not Versamods is defective and whether the defect, if any, is due to manufacturing defects in materials or workmanship. Warrantor shall be the sole judge of whether or not Versamods can be reasonably repaired (applicants may be supplied that coat the surface to restore color and further protect) without replacement. Warrantor shall not be liable for installation or reinstallation costs or for any indirect, punitive, exemplary or consequential damages of any kind whatsoever. Purchaser's sole remedy for any claim whatsoever, whether in contract, warranty, tort or strict liability, arising out of the use, storage or possession of Versamods, including without limitation any claim that Versamods failed to perform as warranted above, at warrantors option shall be repaired, or replaced with new Versamods. To obtain replacement, the original owner (or the new owner if warranty was transferred) must send this warranty certificate, along with the original purchase invoice indicating the date of purchase from an authorized Dealer showing that sufficient Versamods has been purchased to cover the quantity claimed to be damaged, to the warrantor to: Versadeck Decking, Inc.

No person or entity is authorized by Warrantor to make and warrantor shall not be bound by any statement or representation as to the quality or performance of Versamods other than as contained in this warranty. There are no oral promises or representations collateral to or affecting this warranty and it may not be altered in a written instrument signed by Warrantor and Buyer. Some states do not allow limitation on how long any implied warranty lasts and/or the exclusion or limitation of incidental or consequential damages, so the above limitation or exclusion may not apply to you. This warranty gives you specific legal rights and you may also have other rights which vary from state to state. This warranty is exclusive and in lieu of any and all other warranties with respect to Versamods and there are no other warranties whether expressed or implied, including without limitation, any implied warranty of merchantability or fitness for a particular purpose.