



Deck Kits

R-40

by Versadeck Decking, Inc.

Angles

Deck Kit-2



©ErectADeck™ Deck Kits by Versadeck Decking, Inc.

- Dimensions in **RED** indicates the example size shown above.
- Dimensions in **BLACK** indicates the kit size options available.

\$ Budget ?

Prices are based on example size above

Conventional Plank Decking System

main deck area
INCLUDED ✓

Modular Deck Panels & Stair Treads

stair treads
INCLUDED ✓

Watertight Below Decking System

upgrade option
+\$1,200**Decking: \$7,800**

Aluminum Guard Railing Systems

Glassupgrade option
+\$1,160**Picket****INCLUDED**
\$6,960 ✓**Railing: \$6,960**

Aluminum Structural Framing System

upgrade option
+\$8,990**TOTAL: \$14,760**

freight and sales tax not included in above price estimates



Deck Kits

R-40

by Versadeck Decking, Inc.

Angles

Deck Kit-2



©ErectADeck™ Deck Kits by Versadeck Decking, Inc.

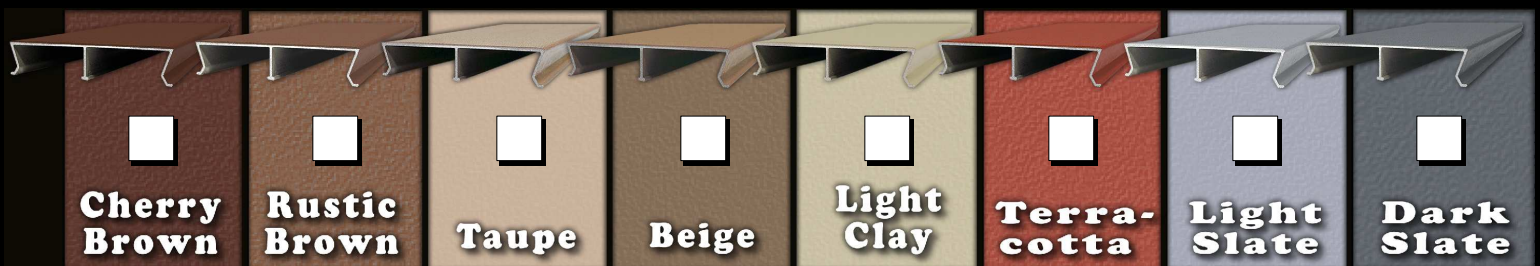
- Dimensions in **RED** indicates the example size shown above.
- Dimensions in **BLACK** indicates the kit size options available.

Step 1. Select Deck Kit Size Options

Refer to the deck kit drawing above. Circle one of the dimension options located within the double sided white arrow lines. Circle only one dimension per white arrow line. If you like the example kit size as shown above, circle all the dimensions that are the color **RED**. Circle a **BLACK** colored dimension option only if you want a larger or smaller version.

Step 2. Select Decking Colors & Textures ✓

☐ Standard Texture on main deck area

☐ Extra Texture on stairs?




Deck Kits

R-40

by Versadeck Decking, Inc.

Angles

Deck Kit-2


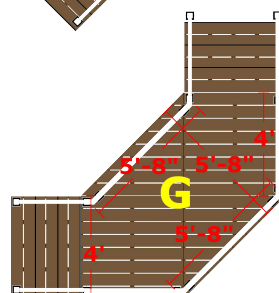
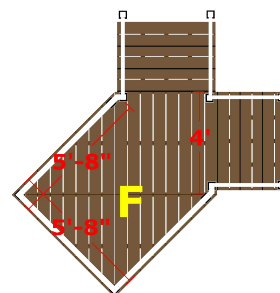
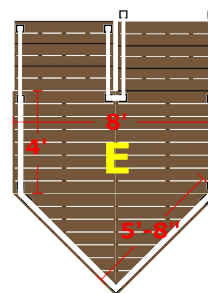
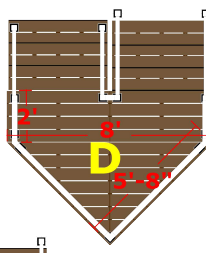
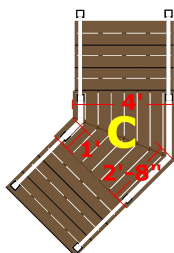
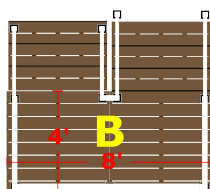
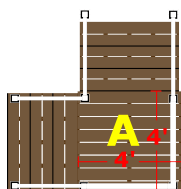
Step 3. Select # of Stairs, Location and a Landing

Circle a stair landing (optional) and the number of steps you think you'll need.

- How many stairs do you think you need? a) _____ b) None c) No Idea.
- How high is the deck off the ground? a) exactly: _____ b) about: _____.
- Select one: ☒ **Standard stair location is good** ☐ **Draw in new stair location**



- Circle a stair landing option you may like added; A B C D E F G H I
(a stair landing may be needed to break up a long flight of stairs or to change the direction)



ErectATM

D E C K

Deck Kits

R-40

by Versadeck Decking, Inc.

Angles

Deck Kit-2

✓ Railing Options

Standard Picket

A


Height ☐ 36" **\$120** plf
Options ☐ 42" **\$125** plf

Tempered Glass

B


Height ☐ 36" **\$140** plf
Options ☐ 42" **\$145** plf

Colonial Picket

C


Height ☐ 36" **\$130** plf
Options ☐ 42" **\$140** plf

Windwall Glass

D


Height ☐ 36" **\$160** plf
Options ☐ 42" **\$170** plf

Privacy Railing

E


Height ☐ 36" **\$220** plf
Options ☐ 42" **\$230** plf

X
NONE

Step 4. Select a Railing Style(s)

Choose one or combine two or three different styles.

- ☐ I don't want any railing on my deck.
✓ ☒ I want railing, but not Versadeck's Railing.
☐ I want Versadeck Railing (see diagram below).

Draw the railing style letter by each deck rail side.

Note the letter **X** on a side if you don't want any railing.



Select a railing color (check one) ✓ — ☐ I don't know yet?

Standard Colors

☐ Glacier White

☐ Grey

☐ Linen Cream

☐ Tudor Brown

☐ Sandalwood

☐ Black

☐ Furniture White

☐ Almond

☐ Sable

☐ Oyster Grey

☐ Railing Beige

☐ Mocha

☐ Metro Brown

☐ Gloss Brown

☐ Rideau Brown

☐ Lt. Bronze Metallic

☐ DK Bronze Metallic

☐ Everglade

☐ Telco Green

☐ Arcadia Green

☐ Ivy Green

☐ Seafoam Green

☐ Fence Green

☐ Gloss Green

☐ Seal Beach Green

☐ Evergreen

☐ Tidal Green

☐ Aqua

☐ Turquoise

☐ Slate Blue

☐ Gloss Blue

☐ Dark Blue

☐ Ansi 70 Grey

☐ Metallic Silver

☐ Ansi 49 Grey

☐ Charcoal

☐ Rosewood

☐ Burgundy

☐ Maroon



Deck Kits

R-40

by Versadeck Decking, Inc.

Angles

Deck Kit-2

Step 5. Take Photos and Make a Sketch

Include photo(s) showing the area on your home the deck will be attached. Include a distant photo of a straight on shot with the deck side area centered in the photo. Angled shots tend to distort the view.

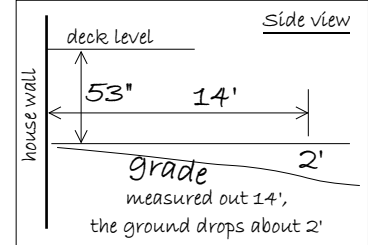
Tip#1 - Ideal Photo



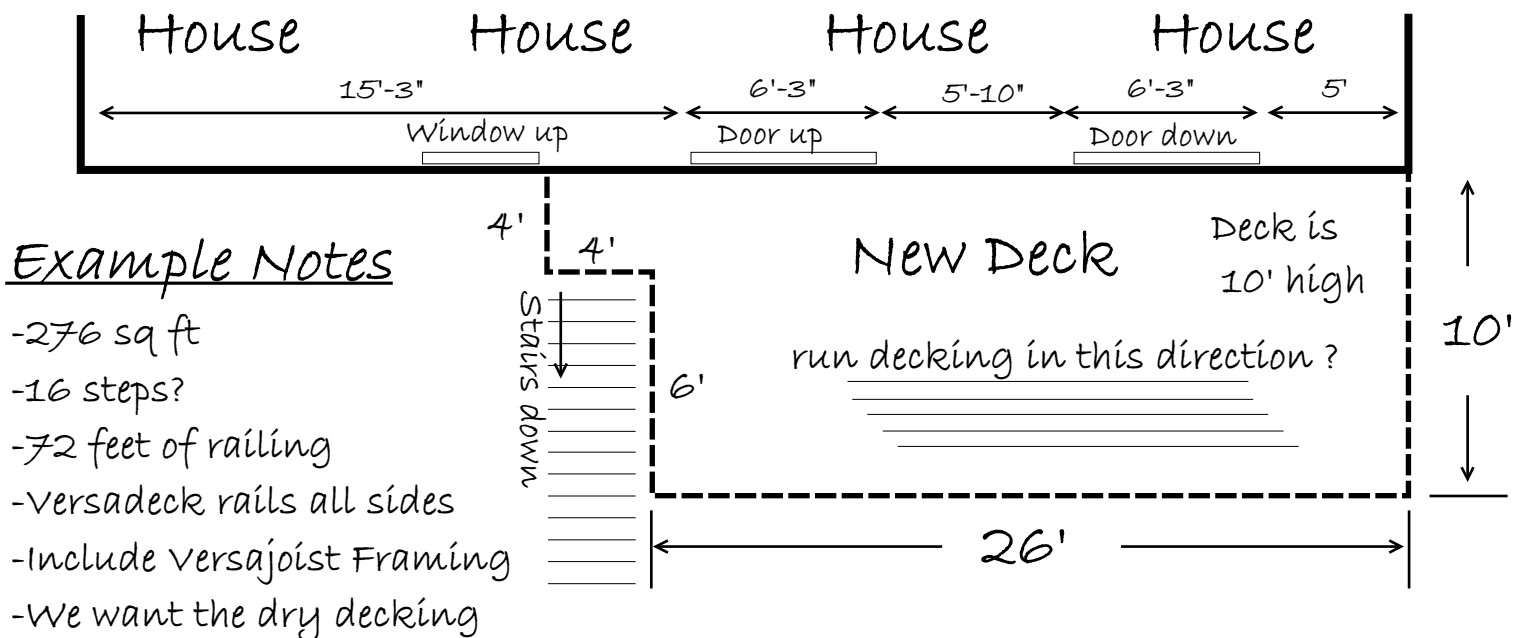
Not Ideal



Tip#2 - Elevation Photo and Sketch



Tip#3 - Draw a plan view diagram. (Include length, width and perimeter dimensions)



Use the Last 5 Pages for Diagram and Estimate

- We included deck draw sheets with a few questions.
- You can calculate price estimates and place an order.



Deck Kits

R-40

by Versadeck Decking, Inc.

Angles

Deck Kit-2

Step 6. Your Contact Information

First Name: _____	(yes) (no)	Is the shipping address the same as the billing address?
Last Name: _____	<input type="checkbox"/> <input checked="" type="checkbox"/>	
Email : _____	(yes) (no)	Are you the deck owner?
Fax : _____	<input type="checkbox"/> <input type="checkbox"/>	
Phone: _____	If (no), Explain: _____	
Ship Address: _____	_____	
_____	_____	
Billing Address: _____	_____	
_____	_____	
_____	_____	

Step 7. Quote/Order Options

☒ ☐ **Free Simple Quote (not urgent)**

I was unable to figure out prices

I need a simple verbal quote at this time

You get on our list for a free verbal quote (a simple overall number).

Expect your quote within 1-3 days (after we process all others).

☒ ☐ **\$500 Formal Order (Drawings First)**

I completed this packet, price is OK

I mailed the check, proceed with formal drawings

You get on our design list, but not on our production schedule.

After completed, reviewed and approved, you go on our production schedule.

☒ ☐ **\$ Full Order Deposit Payment (Place Order)**

I completed this packet, proceed with order

I mailed the check, put me on your schedule

You're put at top of our design list and get on our schedule immediately.

The \$500 design fee is waived. We follow up next with formal drawings.

Payment Information

Amount \$ _____

Check # _____

mail payments to:
Versadeck Decking, Inc.
22370 Raven St. NW
Cedar, MN 55011

Urgency

How soon do you need the parts on site?

- 2 wks max. ☐
 3-4 weeks ☐
 4-6 weeks ☐
 6-9 weeks ☐
 3-4 months ☐
 Next Year ☐

I'm the deck

- Owner ☐
 Contractor ☐
 Architect ☐

Zone Type

- Residential ☐
 Commercial ☐

Deck Location

- Rooftop Deck ☐
 On Home ☐
 On Building ☐
 Apt./Condo ☐
 State Park ☐
 Boat or Dock ☐
 Other ☐

✓ **Step #1:** Answer all boxes

Step #2: Draw a diagram

Please do not fax or text

☐ See drawing below ☐ Next page ☐ e-mailed plan+photos

Draw a simple plan view sketch (include length, width and perimeter dimensions)

Deck Height=_____

First Name: _____

Last Name: _____

Phone: _____

Ship To _____

Product Options

☐ Railing

☐ Railing by Others

☐ Versadeck Railing
 Height= 36" ☐ 42" ☐



- ☐ Colonial Picket **\$130 plf**
☐ WindWall Glass **\$160 plf**
☐ Privacy Railing **\$220 plf**

☐ Framing

☐ Framing by Others
☐ Wood ☐ Steel



Aluminum Framing

Rooftop framing system parts

☐ **\$15 psf** (w/pedestals)

Heavy joist & beam design

☐ **\$30 psf** (mill finish)

☐ **\$40 psf** (painted)

Decking

☐ Plank Decking



- R-40 plank ☐ **\$25 psf**
 C-60 plank ☐ **\$30 psf**

☐ Watertight Deck



- Keeps under deck dry
 R-40+dry clip ☐ **\$30 psf**

☐ Modular Panels



- R-40 plank ☐ **\$30 psf**
 C-60 plank ☐ **\$35 psf**

☐ Stair Treads (Steps)



- ☐ R-40 Tread **\$30 plf** **\$45 with riser**
☐ C-60 Tread **\$35 plf** **\$50 with riser**

Draw a simple plan view sketch (include length, width and perimeter dimensions)

Deck Height=

Please do not fax or text

First Name ►

Last Name ►

Phone ►

Estimate Prices

send to: sales@versadeck.com

Page (3 of 5)
(651) 356-1870

Versadeck™

Step 3: Fill in the Boxes

Step 4: Calculate Totals

psf=per square foot of deck

plf=per linear/running foot

(length x width = the total sf deck area)

example: (a 4 ft wide step = 4 linear ft)

How to:

Get Price Estimate for:

Total Sqft = X =
(L x W= sf area) (sf area) (multiply) (unit cost psf)

Decking Parts

(\$ PRICE)

How to:

Get Price Estimate for:

Total Sqft = X =
(L x W= sf area) (same as above) (multiply) (unit cost psf)

Framing Parts

(\$ PRICE)

How to:

Get Price Estimate for:

Total LF = X =
(total running feet) (LF of rail) (multiply) (unit cost plf)

Railing Parts

(\$ PRICE)

How to:

Get Price Estimate for:

Treads = X ft = X =
(# of steps?) (# treads) (tread width) (total LF) (unit cost plf)

Stair Treads

(\$ PRICE)

Sum of Above (USD) (freight is extra) **TOTAL =**

\$ Railing

Height= 36" or 42"



Standard Picket **\$120** plf



Tempered Glass **\$140** plf

Additional Options

Colonial Picket **\$130** plf

WindWall Glass **\$160** plf

Privacy Railing **\$220** plf

\$ Framing



\$15 psf (rooftop system parts)

Heavy Joist & Beam design

\$30 psf (unpainted/mill finish)

\$40 psf (painted color selection)

Decking

Plank Decking



R-40 plank **\$25** psf
C-60 plank **\$30** psf

Watertight Deck



Keeps under deck dry
R-40+dry clip **\$30** psf

Modular Panels



R-40 plank **\$30** psf
C-60 plank **\$35** psf

\$ Stair Treads (Steps)



R-40 Tread **\$30** plf **\$45** with riser
C-60 Tread **\$35** plf **\$50** with riser

First Name

Last Name

Phone

Place an Order

send to: sales@versadeck.com

Page (4 of 5)

(651) 356-1870

Versadeck™

✓ **Step 5:** (copy from page-3 to complete items 1-4) **Step 6:** (select freight and payment option) **Step 7:** (sign & mail payment)

Item #1	Decking	<input type="checkbox"/> Plank Decking <input type="checkbox"/> Modular Panels <input type="checkbox"/> R-40 <input type="checkbox"/> Watertight Deck (R-40 only) <input type="checkbox"/> C-60	Total Sq ft ▶ <input type="text"/>	parts total: \$ <input type="text"/>
Item #2	Framing	VersaJoist Parts Aluminum Frame <input type="checkbox"/> Mill finish (not painted) <input type="checkbox"/> Painted <input type="checkbox"/> Rooftop frame	Total Sq ft ▶ <input type="text"/>	parts total: \$ <input type="text"/>
Item #3	Railing	<input type="checkbox"/> Picket Rail <input type="checkbox"/> Privacy <input type="checkbox"/> H=36" <input type="checkbox"/> Tempered Glass <input type="checkbox"/> WindWall <input type="checkbox"/> H=42"	Total LN ft ▶ <input type="text"/>	parts total: \$ <input type="text"/>
Item #4	Treads	<input type="checkbox"/> R-40 Tread <input type="checkbox"/> With Risers <input type="checkbox"/> No Risers <input type="checkbox"/> C-60 Tread	# treads <input type="text"/> Total LN ft ▶ <input type="text"/>	parts total: \$ <input type="text"/>

Decking Color: _____ Texture: _____ Framing Color: _____ Railing Color: _____

Materials Sales tax is NOT included in total if applicable **Sub Total:** \$

Freight Estimate (The freight charge could change, please select an estimate \$ option below)

✓ ☐ Most US Locations **a) \$900** if ≤ 12' **b) \$1,600** if 12'+ up to 16' **c) \$2,500** if 16'+ up to 24'

✓ ☐ International **d) \$2,900**

Freight price may change. Adjustment if any, will be applied to the final payment / invoice. (a, b, c or d) **Freight:** \$

This estimate is based on information provided. The total could change in the event an adjustment/correction needs to be made. (Materials + Freight) **Grand Total:** \$

Payment Options

Select payment option 1 if you want to see final Versadeck design/parts list for approval first (you pay a \$500 design fee).
Select payment option 2-4 gets you on our schedule today (\$500 design fee is waived).

✓ ☐ **\$500 Design Charge Only**

✓ ☐ 100% upon order, Required if order is under \$10,000 **Pay #1:** (deposit) \$

✓ ☐ 50% upon order, 50% due 10 days prior to shipping **Pay #2:** (ship day) \$

✓ ☐ 80% upon order, 20% due 10 days prior to shipping

First Name: _____ Phone: _____ Date: _____

Last Name: _____ **I'll send in deposit for Pay#1 X**

Versadeck will follow up with a design and parts list (the order acknowledgment) for your final approval. (sign here)

mail payments to: Versadeck Decking, Inc. 22370 Raven St. NW Cedar, MN 55011

Quote Options

Payment Information

Amount \$ _____

Check # _____

✓ ☐ **Free Simple Quote (not urgent)**

I was unable to figure out prices

I need a simple verbal quote at this time

You get on our list for a free verbal quote (a simple overall number).
Expect your quote within 1-3 days (after we process all others).

✓ ☐ **\$500 Formal Order (Drawings First)**

I completed this packet, price is OK

I mailed the check, proceed with formal drawings

You get on our design list, but not on our production schedule.
After completed, reviewed and approved, you go on our production schedule.

✓ ☐ **\$ Full Order Deposit Payment (Place Order)**

I completed this packet, proceed with order

I mailed the check, put me on your schedule

You're put at top of our design list and get on our schedule immediately.
The \$500 design fee is waived. We follow up next with formal drawings.