

Decking Price List - Budget psf / plf



psf=per square foot of deck (length x width = the total sf deck area) **plf**=per linear/running foot example: (a 4 ft wide step = 4 linear ft)

R-40 Plank

Conventional 1" Tall Profile
Residential-Commercial

☐ **\$35 psf**

includes hardware
& edge trim

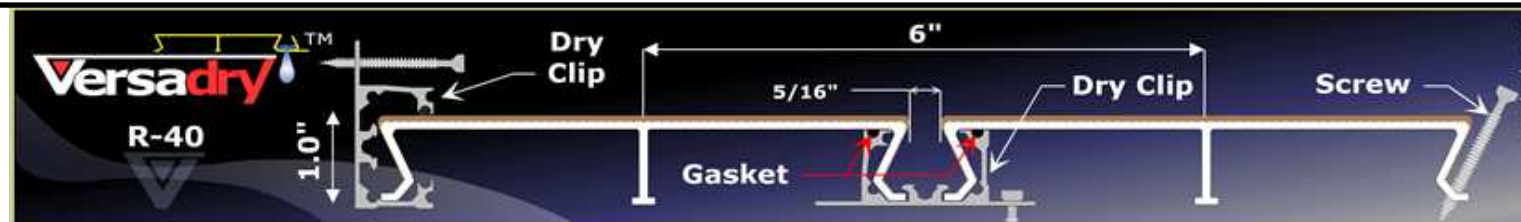


Watertight

Waterproof 1" Tall Profile
Residential-Commercial

☐ **\$42 psf**

includes hardware
flashing & trim



R-40 Modular

Panelized 1-1/8" Tall Panels
Residential-Commercial

☐ **\$40 psf**

includes hardware
& edge trim




C-60 Plank

Conventional 1.5" Tall Profile
Heavy Commercial Grade

☐ **\$45 psf**

includes hardware
& edge trim



C-60 Modular

Panelized 1-5/8" Tall Panels
Heavy Commercial Grade

☐ **\$50 psf**

includes hardware
& edge trim



Stair Treads (with or without risers)

a) R-40 w/o riser (1-1/8") ☐ **\$40 plf**

b) R-40 with riser (1-1/8") ☐ **\$55 plf**

c) C-60 w/o riser (1-5/8") ☐ **\$50 plf**

d) C-60 with riser (1-5/8") ☐ **\$65 plf**



Decking Parts

(\$ PRICE)

Stair Treads

(\$ PRICE)

Get Price Estimate for:

= **X** **=**

(sf area)

(multiply)

(unit cost psf)

Get Price Estimate for:

= **X** **=**

ft

(total LF)

(unit cost plf)

How to:

Total Sqft **=**

(L x W= sf area)

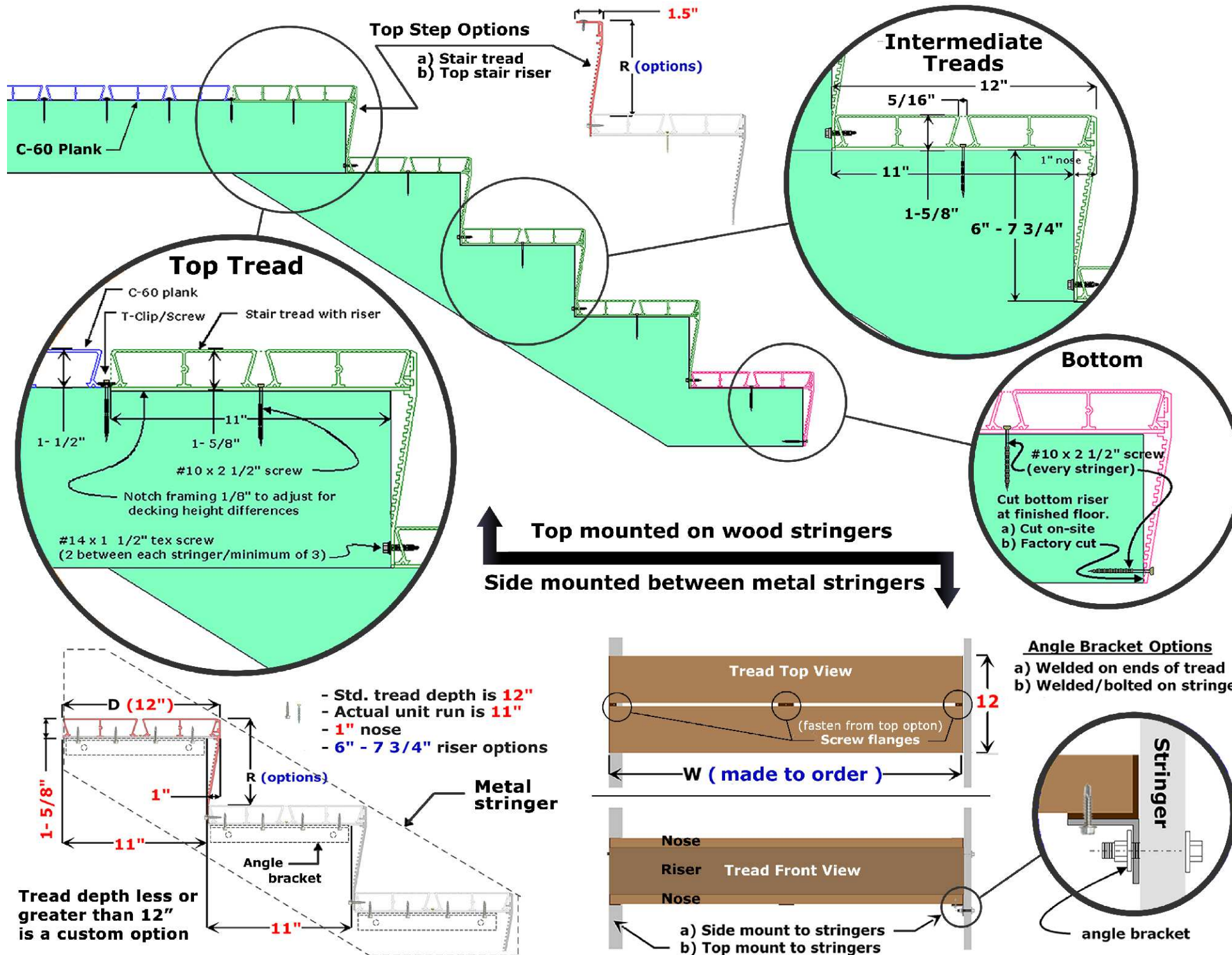
How to:

Treads **=**

(# of steps?)

Modular Stair Treads System

With or W/o
Built in Risers



Pricing



Stair Treads

R-40 C-60

Select

R-40 Stair Tread Prices

☐ \$40 plf w/o riser ☐ \$55 plf with riser

Example: a 4' wide tread w/o riser = \$120

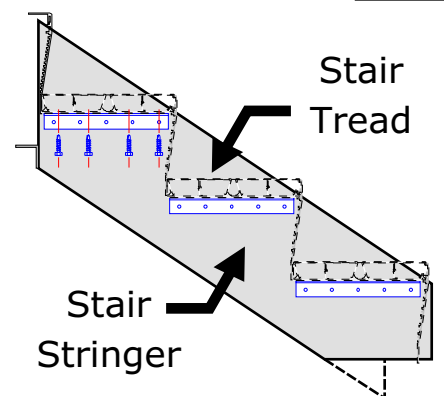
C-60 Stair Tread Prices

☐ \$50 plf w/o riser ☐ \$65 plf with riser

STRINGERS



Aluminum Framing (stair stringers & brackets) **S-1**



Stair Framing Prices

☐ \$80 per step (mill)
☐ \$100 per step (painted)

High Performance Decking

Versadeck
www.versadeck.com



www.versadeck.com

sales@versadeck.com

(651) 356-1870

Versadeck

Copyright © Versadeck™ Decking, Inc. All Rights Reserved.

Railing Price List - Budget plf

plf=per linear/running foot

Select

Standard Picket Railing

2.5"

2.0"

1.5"

3.5"

Post Size Options

2-1/4"

2-1/4"

2"

Square

Round

Rail Top Options

36"

42"

60"

\$165

\$170

\$220

plf

plf

plf

Height Options



Colonial Picket Railing

2.5"

2.0"

Post Size Options

2-1/4"

2-1/4"

2"

Square

Round

Rail Top Options

Pyramid

Ball

Post Top Options

36"

42"

\$170

\$185

plf

plf

Height Options



Tempered Glass Railing (1/4" Glass)

2.5"

2.0"

1.5"

Post Size Options

2-1/4"

2-1/4"

2"

Square

Round

Rail Top Options

Tempered

Polished

Edges

36"

42"

\$180

\$190

plf

plf

Height Options



Windwall Glass Railing (3/8" Glass)

Standard Flush Glass Top

Designer Extended Glass Top

Surface Mounted

Fascia Mounted

End

Mid

45°

90°

Mid

End

36"

42"

\$220

\$230

plf

plf

Height Options



Railing Parts				
Railing Parts				
How to:	Get Price Estimate for:		Get Price Estimate for:	
	=		=	
Total LF	(total running feet)		(total running feet)	
	X		X	
Total LF	(LF of rail)		(LF of rail)	
	(multiply)		(multiply)	
Total LF	(unit cost plf)		(unit cost plf)	
	=		=	

Railing Price List - Budget plf

plf=per linear/running foot

Select

Vermilion Picket Railing

2.5"

2.0"

1.5"

3.5"

Post Size Options

2-1/4"

2"

2-1/4"

Square

Round

Rail Top Options

Height Options

36" \$190 plf

42" \$195 plf

60" \$250 plf



Privacy Railing

2.5"

2.0"

3.5"

Post Size Options

2-1/4"

2"

2-1/4"

Square

Round

Rail Top Options

Height Options

36" \$240 plf

42" \$250 plf

60" \$280 plf

3 Privacy Railing Options

Slatted



Isabella



Magnetic



Cable Railing

2.5"

Post Size

2-1/4"

2"

2-1/4"

Square

Round

Rail Top Options

Height Options

36" \$240 plf

42" \$250 plf



Railing Parts

(\$ PRICE)

Railing Parts

(\$ PRICE)

How to:

Total LF

(total running feet)

=

(LF of rail)

(multiply)

(unit cost plf)

How to:

Total LF

(total running feet)

=

(LF of rail)


(multiply)

(unit cost plf)

Color & Texture Options for Decking

☒ Select

Standard Decking Color Options *Eight deck color options naturally rich in look and feel.*



☐ Custom colors are an option - Additional charges may apply *(color sample required to match)*

Texture Options *Choose from three slip-resistant textures or combine as needed.*

Standard Texture



- Ideal for most uses
- Easiest to clean
- Use on non-slope areas

☐ Moderate Anti-slip


Extra Texture



- Added slip resistance
- Ideal for Stairs

☐ Medium Anti-slip

Ultra Texture



- Max. slip resistance
- Ideal for Ramps

☐ Coarse Anti-slip

Most Applications>

☐ Standard Texture on main deck area

☐ Extra Texture on stairs?

Color Options for Aluminum Railing

 Select

Standard Colors

<input type="checkbox"/>	Glacier White
<input type="checkbox"/>	Slate Grey
<input type="checkbox"/>	Linen Cream
<input type="checkbox"/>	Tudor Brown
<input type="checkbox"/>	Sandalwood
<input type="checkbox"/>	Black

Designer Color Options (Add 10%)

<input type="checkbox"/> Furniture White	<input type="checkbox"/> Everglade	<input type="checkbox"/> Turquoise
<input type="checkbox"/> Almond	<input type="checkbox"/> Telco Green	<input type="checkbox"/> Slate Blue
<input type="checkbox"/> Sable	<input type="checkbox"/> Arcadia Green	<input type="checkbox"/> Gloss Blue
<input type="checkbox"/> Oyster Grey	<input type="checkbox"/> Ivy Green	<input type="checkbox"/> Dark Blue
<input type="checkbox"/> Railing Beige	<input type="checkbox"/> Seafoam Green	<input type="checkbox"/> Ansi 70 Grey
<input type="checkbox"/> Mocha	<input type="checkbox"/> Fence Green	<input type="checkbox"/> Metallic Silver
<input type="checkbox"/> Metro Brown	<input type="checkbox"/> Gloss Green	<input type="checkbox"/> Ansi 49 Grey
<input type="checkbox"/> Gloss Brown	<input type="checkbox"/> Seal Beach Green	<input type="checkbox"/> Charcoal
<input type="checkbox"/> Rideau Brown	<input type="checkbox"/> Evergreen	<input type="checkbox"/> Rosewood
<input type="checkbox"/> Lt. Bronze Metallic	<input type="checkbox"/> Tidal Green	<input type="checkbox"/> Burgundy
<input type="checkbox"/> DK Bronze Metallic	<input type="checkbox"/> Aqua	<input type="checkbox"/> Maroon

☐ Custom colors are an option - Additional charges may apply

Light Weight Rooftop Deck System

- Framing
- Decking
- Railing



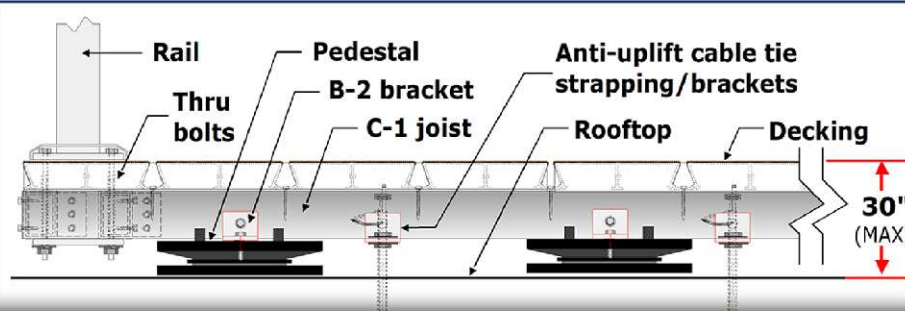
Rooftop Decks

Versadeck™

Fire Rated
Class-A



Rooftop Deck System: *Light weight sleepers & up to heavy*



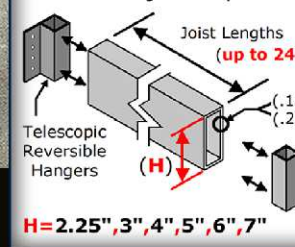
Pedestals

- Screw to adjust height
- Stack-able / Shim-able



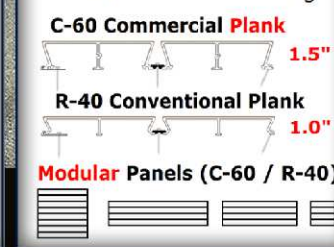
Framing

- 6063 T-6 Aluminum
- 6 size joists options



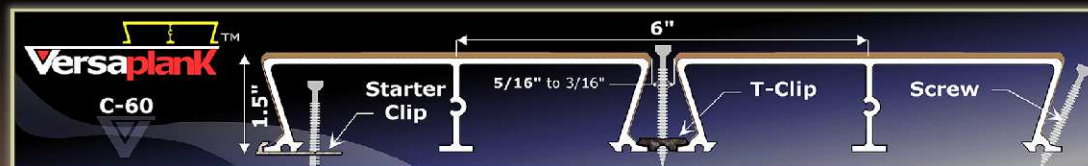
Decking

- 6063 T-6 Aluminum
- 60 mil Class "A" coating



High Performance Decking

Versadeck™
www.versadeck.com



Pricing

Rooftop Decks



Versadeck Rooftop Deck System Price
(\$ per square foot)

Prices Include:

- 1) **Aluminum Framing**
(C-1,2,3 Versajoist)
- 2) **Versadeck Decking**
(Plank, Modular or Dry)
- 3) **Adjustable Pedestals**
(Joist Support Levelers)

C-1,2,3 Versajoist
+ R-40 Plank

☐ **\$65** psf

C-1,2,3 Versajoist
+ C-60 Plank

☐ **\$70** psf

C-1,2,3 Versajoist
+ R-40 Modular

☐ **\$75** psf

C-1,2,3 Versajoist
+ C-60 Modular

☐ **\$80** psf

Copyright © Versadeck™ Decking, Inc. All Rights Reserved.

Step #1: Answer all boxes Step #2: Draw a diagram (Draw a simple plan view sketch. Include length, width and perimeter dimensions)

See drawing below e-mailed plan+photos Label wall & railing locations Deck Height=

Urgency

How soon do you need the parts on site?

2 wks max. ☐

3-4 weeks ☐

4-6 weeks ☐

6-9 weeks ☐

3-4 months ☐

Next Year ☐

I'm the deck

Owner ☐

Contractor ☐

Architect ☐

Zone Type

Residential ☐

Commercial ☐

Deck Location

On Home ☐

On Building ☐

Apt./Condo ☐

State Park ☐

Boat or Dock ☐

Other ☐

Rooftop Deck ☐

Decking

☐ Plank Decking

☐ Watertight Deck

☐ Modular Panels

Versaplank

R-40 plank ☐ \$35 psf C-60 plank ☐ \$45 psf

Versadry

Keeps under deck dry

R-40+dry clip ☐ \$42 psf

Versamods

R-40 plank ☐ \$40 psf C-60 plank ☐ \$50 psf

☐ Stair Treads (Steps)

Versamods

R-40 ☐ \$40 plf \$55 with riser

C-60 ☐ \$50 plf \$65 with riser

☐ Aluminum Framing

Versajoist

H-5 & or H-6 Versajoist Framing Parts

☐ \$55 psf (mill) ☐ \$65 psf (painted)

☐ Framing by Others

Doing a different framing option?

☐ Treated Wood Framing

☐ Steel Framing System

☐ Other _____

Railing

☐ Railing by Others

☐ Versadeck Railing

Standard Picket

Height ☐ 36" \$165 plf

Options ☐ 42" \$170 plf ☐ 60" \$220 plf

Colonial Picket

Height ☐ 36" \$170 plf

Options ☐ 42" \$175 plf

Tempered Glass

Height ☐ 36" \$180 plf

Options ☐ 42" \$190 plf

Wood Wall Glass

Height ☐ 36" \$220 plf

Options ☐ 42" \$230 plf ☐ 60" \$280 plf

Cable Railing

Height ☐ 36" \$220 plf

Options ☐ 42" \$230 plf

Get A Quote/ Place Order Options

✓ ☐ Option#1 **Free Price Quote**

I did not completed this packet
I could not figure out prices

We do need the design sketch page filled out / required for us to generate a quote.

Get on our list for a free quote.
Expect the quote within 1-3 days.

✓ ☐ Option#2 ***(proceed with order/price is OK)***

Get on Production Schedule NOW (50% min. payment required)

I completed this packet & mailed in the deposit payment

We then follow up with the order acknowledgment / design takeoff / receipt of payment for your review and final approval to move to production (We'll make corrections if needed)

Payment Information



Amount \$ _____

Check # _____

Versadeck will then follow up with the formal order drawings & material parts list for your review and final approval before released to production. (The Order Acknowledgment)

mail to:

Attn: Chris (651) 356-1870
Versadeck Decking, Inc.
22370 Raven St. NW
Cedar, MN 55011

Estimate Prices

send to: sales@versadeck.com

Please do not fax or text

Page (2 of 4)

Step 3: Fill in the Boxes

Step 4: Calculate Totals

psf=per square foot of deck (length x width = the total sf deck area)
plf=per linear/running foot example: (a 4 ft wide step = 4 linear ft)

How to:

Get Price Estimate for:

Total Sqft

=

X

=

(L x W= sf area)

(sf area)

(multiply)

(unit cost psf)

Decking Parts

(\$ PRICE)

How to:

Get Price Estimate for:

Total Sqft

=

X

=

(L x W= sf area)

(same as above)

(multiply)

(unit cost psf)

Framing Parts

(\$ PRICE)

How to:

Get Price Estimate for:

Total LF

=

X

=

(total running feet)

(LF of rail)

(multiply)

(unit cost plf)

Railing Parts

(\$ PRICE)

How to:

Get Price Estimate for:

Treads

=

X

ft

=

X

=

(# of steps?)

(# treads)

(tread width)

(total LF)

(unit cost plf)

Stair Treads

(\$ PRICE)

Sum of Above

(USD)

(freight is extra)

TOTAL =

First Name



Last Name



Phone



Versadeck Decking, Inc.

22370 Raven St. NW

Cedar, MN 55011

sales@versadeck.com

(651) 356-1870

do-it-yourself estimate guide

Estimate

Versadeck™

Place an Order

send to: sales@versadeck.com

Please do not fax or text

Page (3 of 4)

✓ **Step 5:** (copy from page-2 to complete items 1-4) **Step 6:** (select freight and payment option) **Step 7:** (sign & mail payment)

Item #1	Decking	<input type="checkbox"/> Plank Decking <input type="checkbox"/> Modular Panels <input type="checkbox"/> R-40 <input type="checkbox"/> Watertight Deck (R-40 only) <input type="checkbox"/> C-60	Total Sq ft ▶ <input type="text"/>	parts total:	\$ <input type="text"/>
Item #2	Framing	Versajoist Parts Aluminum Frame <input type="checkbox"/> Mill finish (not painted) <input type="checkbox"/> Painted <input type="checkbox"/> Rooftop Deck	Total Sq ft ▶ <input type="text"/>	parts total:	\$ <input type="text"/>
Item #3	Railing	<input type="checkbox"/> Picket Rail <input type="checkbox"/> Cable Rail <input type="checkbox"/> H=36" <input type="checkbox"/> Tempered Glass <input type="checkbox"/> WindWall <input type="checkbox"/> H=42"	Total LN ft ▶ <input type="text"/>	parts total:	\$ <input type="text"/>
Item #4	Treads	<input type="checkbox"/> R-40 Tread <input type="checkbox"/> With Risers <input type="checkbox"/> C-60 Tread <input type="checkbox"/> No Risers # treads <input type="text"/>	Total LN ft ▶ <input type="text"/>	parts total:	\$ <input type="text"/>

Decking Color: _____ Texture: _____

Framing Color: _____

Railing Color: _____

↓ +

Materials

Sales tax is NOT included in total if applicable

Sub Total:

\$

Freight Estimate

(The freight charge could change, please select an estimate \$ option below)

✓ ☐ Most US Locations **a) \$1400** if ≤ 12' **b) \$2,900** if 12'+ up to 16' **c) \$3,900** if 16'+ up to 24'

✓ ☐ International **d) \$5,500**

Freight price may change. Adjustment if any, will be applied to the final payment / invoice.

(a, b, c or d)

Freight: \$

This estimate is based on information provided. The total could change in the event an adjustment/correction needs to be made.

(Materials + Freight)

Grand Total: \$

Select a payment option below to get on our design/production schedule today

Payment Options

✓ 1 ☐ 100% upon order, Required if order is under \$10,000

✓ 2 ☐ 50% upon order, 50% due 10 days prior to shipping

Pay #1:

(deposit) \$

Pay #2:

(ship day) \$

First Name: _____

Phone: _____

Date: _____

Last Name: _____

I'll send in the order deposit: X

Versadeck to follow up with the design take-off / the order acknowledgment, for your approval to begin production (sign here)

mail payments to: Versadeck Decking, Inc. 22370 Raven St. NW Cedar, MN 55011 (Attn: Chris /651-356-1870)

do-it-yourself get on schedule
Place Order

Versadeck™