


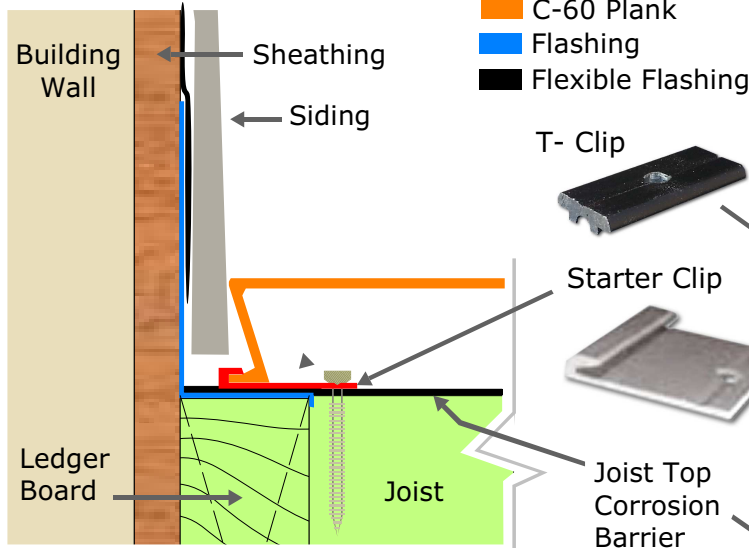
Versaplank™ C-60 Plank Aluminum Decking System



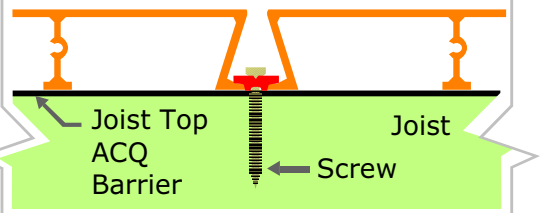
- Supports 100 lbs psf at a 48 inch span.
- Supports 60 lbs psf at a 60 inch span.
- Light Weight - 3.5 lbs per sq. ft.
- Available in plank lengths up to 40 ft.

- Ideal for heavy commercial use.
- Environmentally responsible and recyclable.
- Contains zero VOC's and no solvents.
- NFPA Class "A" fire rated as noncombustible.

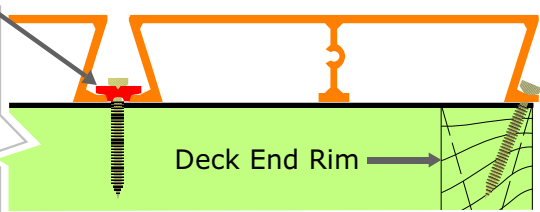
Start at Wall Example



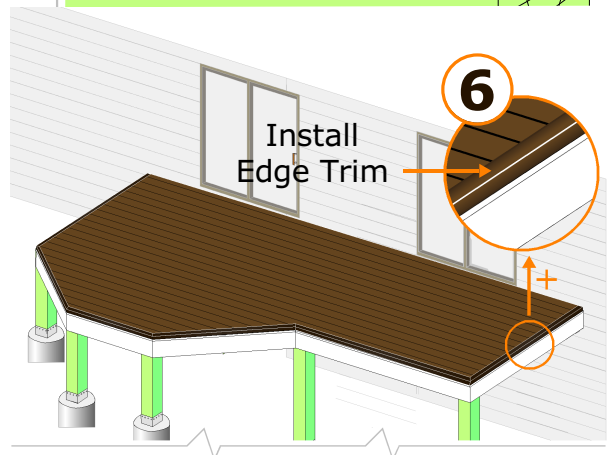
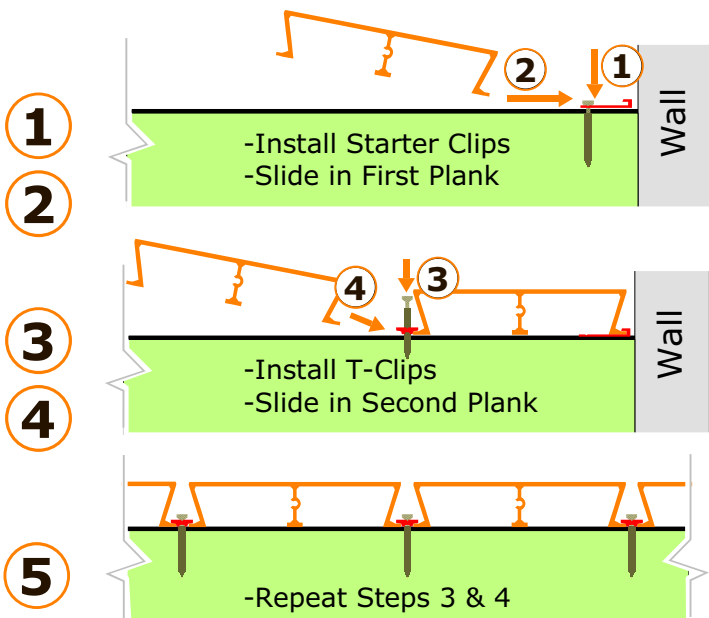
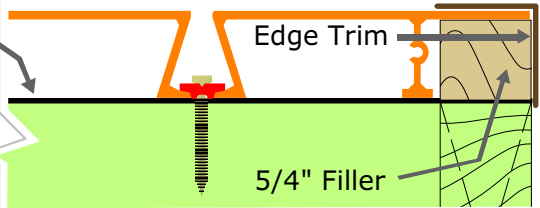
Plank To Plank Attachment



Full Plank End Attachment



Cut Plank End Attachment



Versaplank™ C-60 Plank Aluminum Decking System

Design Services Installation Instructions Care & Cleaning Warranty Information

Versadeck products are available in standard sizes as well as made to order solutions to better fit job specific residential and commercial applications. Versadeck's design customizability allows us to better assist you in the creation of a design that is multifunctional, efficient and most cost effective specific to each application.

Design Services

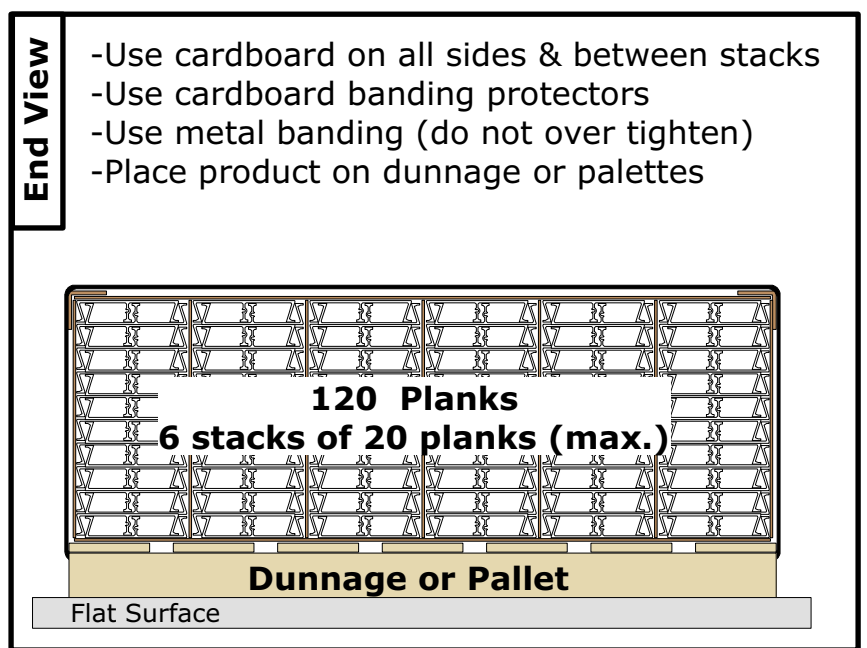
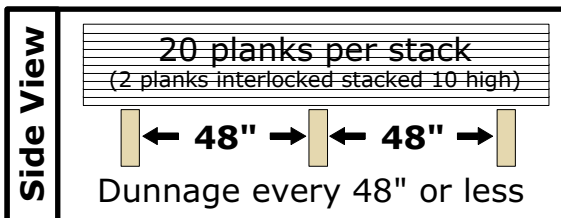
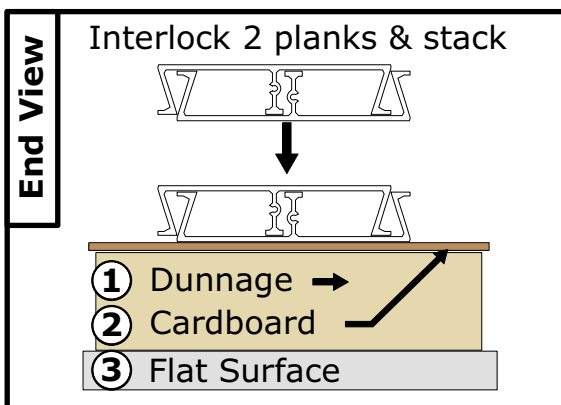
If you would like assistance in the designing of your deck and to generate a parts list, consult with a Versadeck design specialist to learn about professional design services that are available or we can refer you to a dealer in your area that can better assist you.

Handling

Always unload by hand and stack properly. A fork lift can be used as long as the product is properly supported with a pallet. A fork lift should only be used if it can gently and cleanly lift and set down the product without any horizontal sliding and scraping contact. If the product is damaged upon delivery, be sure the damage is reported and noted by the delivery driver at the time of delivery and make sure to have the report in writing and signed before the delivery truck leaves the premises. Take photos of the packaging before you unload and before you unpack and after. Notify damages to Versadeck immediately. Any damages reported later than 10 days of delivery of the product may not qualify for replacement.

Stacking and Storage

Always stack and store the product correctly. Stack and store Versadeck products on a flat surface covered with a non-translucent waterproof material. Refer to the illustrations below to properly stack the product.



Versaplank™ C-60 Plank Aluminum Decking System

Safety First

Always wear proper clothing and use proper safety equipment recommended for building a deck. Always wear safety glasses especially when cutting Versadeck products. You can use the same saws and tools used to build a wood deck as long as the tools manufacturer's instructions are followed and specify safety precautions when cutting aluminum. Make sure you use sharp fine tooth carbide tip saw blades or aluminum cutting blades recommended by the tool manufacturer.

Other Precautions

Only use Versadeck decking for its intended use as a surface decking material to be applied to a properly constructed structure that will safely support it and meet applicable building requirements specific to the location and application. Never use Versadeck decking for any other use other than its intended use.

- Always use an approved protective barrier to protect Versadeck aluminum decking from corrosive treated lumber products and any other potentially corrosive material.
- Never use Versadeck decking as a structural beam, joist, stringer, supporting post or any other primary load-bearing member.
- Always consult local building codes prior to installation.
- Versadeck is available in three slip-resistant surface textures. Be sure to understand which texture is best fit for the intended use.

Supporting Structure Requirements

Versadeck aluminum decking is both lighter and stronger than most residential decking products. Because of this, it lends itself to more resurfacing applications without the need to strengthen the existing structure. Have your local building official and a structural engineer inspect the existing structure to calculate if the structure can safely support Versadeck decking. Use the following information to aid in the assessment and in the design of a new supporting structure.

Supporting Structure Joist Spacing Requirements and Recommendations

Decking Direction to Supports	Joist Spacing to Support 40 lbs. per sq. ft.	
Laid Perpendicular to Joists	Max. of 60"	*Recommended 48" on-center
Angled 45 Degrees to Joists	Max. of 42"	*Recommended 36" on-center
Laid Perpendicular to Stair Stringers	Max. of 48"	*Recommended 36" on-center
<hr/>		
Decking Direction to Supports	Joist Spacing to Support 100 lbs. per sq. ft.	
Laid Perpendicular to Joists	Max. of 48"	*Recommended 36" on-center
Angled 45 Degrees to Joists	Max. of 36"	*Recommended 24" on-center
Laid Perpendicular to Stair Stringers	Max. of 48"	*Recommended 24" on-center
*The recommended joist spaces shown above are not required, they are noted only as a recommendation to consider that will maximize the solid/strong/rigid feel underfoot.		

Versaplanck™ C-60 Plank Aluminum Decking System

Easy And Quick To Install

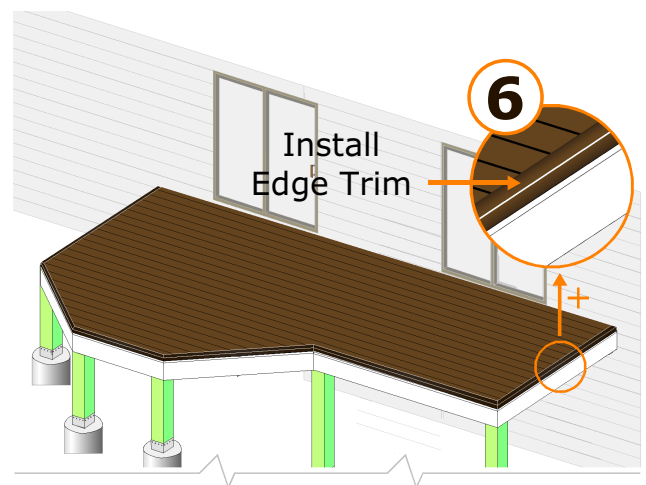
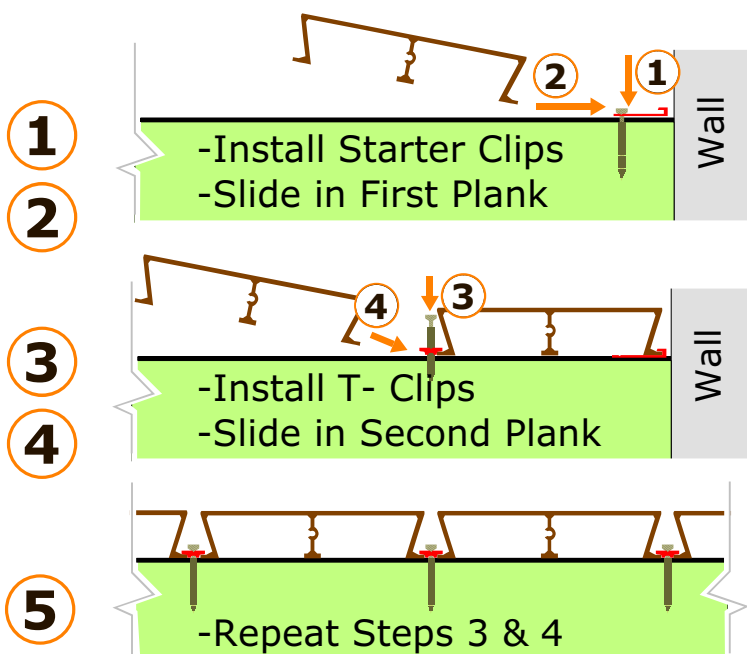
Versaplanks can be installed in many applications by inserting a screw through the plank foot. This option can be used for planks that are 12' or less. It is not recommended for use with longer planks due to expansion and contraction that occurs from temperature changes.

Mounting Clips

The Starter Clip is installed first and then the first plank slides and locks into place followed by a T-Clip and the next plank. The T-Clip features an optional drop-in method which allows the installer to position several planks first and then go back and quickly drop in the rest of the T-Clips. The T-Clips do not have to be installed as you go plank by plank. This makes installation quicker. They also support a variance in plank gapping from 1/4" up to 1/2" when needed. A 5/16" gap is the standard recommended space for the decking. T-Clips must be used for planks longer than twelve feet. They hold the plank firmly in place with no squeaks allowing the planks to move with the temperature changes. Both mounting clips are easily installed from the top side of the deck. They stay hidden between the planks for a clean fastener free look.

Installation

Make sure that an approved corrosion barrier is installed to the top of structures that are corrosive to aluminum (ACQ treated lumber) in all places where the decking will be in contact. Cut to length, position in place and then fasten the decking to the structure with high quality coated decking screws. After all the decking is installed, cap off the cut plank ends with decking edge trim.



Versaplanck™ C-60 Plank Aluminum Decking System

Fasteners

Use #10 x 1 1/2 " or longer high quality coated deck screws. Install one screw per mounting clip where decking overlaps the supporting structure.

Attachments At Building Wall

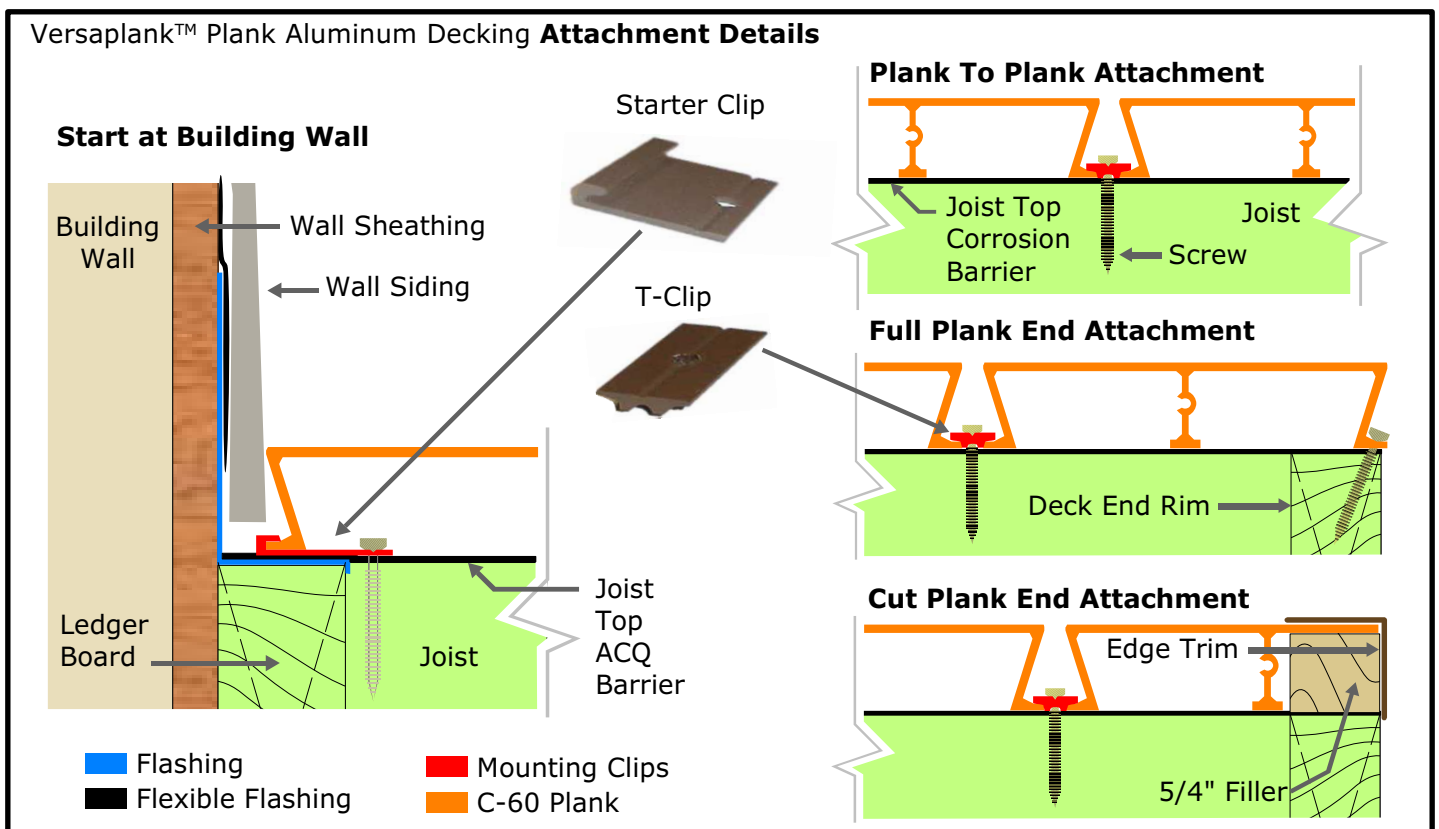
Make sure the supporting structure is properly attached to the building. Mount the starter clip so the edge of the decking will start at the building wall/ siding and then work your way across the deck. You could start from the opposite side of the deck and work your way towards the house if you want to make sure that the last plank that may have to be rip cut is facing the house. This method will require a surface fastener where the decking meets the house. (For best results, use a screw or a nail with a flat head and then paint to match the decking).

Plank to Plank Attachments

Use the Tee Clips for best results and for planks longer than 12. They can be installed as you go plank by plank or after all the planking is set in place. If you install them plank by plank, do not fully tighten them until all the planks are installed. We recommend that you only install a tee clip on both ends of the plank until all the planks are laid. Then go back and drop the remaining tee clips in place and then screw them all tight. This method is much quicker and effective. If you choose to not use the T-clips for planks 12' or shorter, you can drill a hole through the plank foot fasten with a screw. This is the same method used as the full plank end attachment.

Finish Plank Attachment

The final plank to be installed may fit perfectly without needing to be rip cut. In this case, a finish nail or a screw can be installed through the outer plank leg into the structure. If the last plank needs to be rip cut to line up with the outer deck rim, install a 7/8" thick filler block and cap the end off with the angle trim for a finished look. Rough Sawn Cedar works well as a filler because it is milled at 7/8" thick and Cedar can come in contact with aluminum without the need of a corrosion barrier.



Versaplank™ C-60 Plank Aluminum Decking System

Common Questions

Is Versaplank™ Aluminum Decking Maintenance Free? Versaplank™ Aluminum decking is a virtually maintenance free material that will provide years of like new performance with minimal upkeep. There are no applicants needed to preserve color or prevent deterioration from the elements. Any surface over a period of time will collect dirt or other debris. Wash your deck with a mild household soap twice per year to help prevent the build up of mold, mildew and other stains that may be difficult to remove if left over a long period of time. (do not use bleach or deck wash products).

Could the Polyurea Coating Peel Off the Aluminum? The aluminum is coated with a special primer prior to coating. This bonds the coating to the aluminum. Under normal residential wear and tear, it is warranted that the Polyurea coating will not peel unless it is intentionally peeled off.

Could the Coating Wear Down to the Aluminum? It is warranted that under normal conditions, the coating will not wear down to the aluminum for 25 years (standard coating) or 40 years (thicker coating).

Does Versaplank™ Decking Get Hot in the Sun? The coating reflects much of the UV energy. Aluminum transfers heat quickly so there is a minimal build up of temperature. Even on the hottest days Versaplank™ aluminum decking stays uncommonly cool in comparison to wood, composite and powder coated aluminum decking products. If the bottom side is covered minimizing air flow, the decking may not stay as cool.

Is Versaplank™ slippery when wet? The standard texture provides a slip resistant surface. There are two additional slip resistant textures to choose from for added traction. If the decking is wet or icy, take extra care as under these conditions the deck **may not be as slip resistant.**

Care & Cleaning

Ground in Dirt: Use a mild soap to remove the dirt. Do not use aggressive cleaners or products containing sodium hypochlorite.

Oil and Grease Stains: Remove oil and grease stains with a mild household soap agent as soon as the stain occurs. Do not use aggressive cleaners or products containing sodium hypochlorite.

Mold Stains: Mold: may form (on any surface) where moisture is prevalent and/or there is heavy shading and pollen/debris that are allowed to collect on the deck. Use a mild household soap, do not use aggressive cleaners or products containing sodium hypochlorite. Periodic cleaning of your deck, even if it appears clean, is important to prevent the build up of pollen/debris that can cause mold. Wash your deck using this

Versaplank™ C-60 Plank Aluminum Decking System

Ice and Snow: Rock salt, available in many home centers, will melt ice on Versaplank Decking. Rinse of your deck when first practical to help avoid surface stains.

Other Stains: TREE SAP, ASPHALT DRIVEWAY SEALER, SHOE POLISH, PAINT, VARNISH, CRAYON, LIPSTICK, JUICE/WINE, MUSTARD, PERMANENT MARKER, PEN INK, BLACK HEAL MARKS: Rub the stain with Mineral Spirits or Turpentine using a clean white cloth as soon as stain occurs and then immediately chase wash the area with a mild soap & water solution. If the stain still shows, contact us for instructions.

Deep Scratches/Gouges: If the Polyurea coating is gouged to bare aluminum, contact us. The coating can be patched.

Compression Marks: The Polyurea coating is thick to provide comfort and durability. Leaving heavy objects with pointed legs or sharp edges in contact with the coating could leave compression marks. Once the object is removed, the marks will usually come out on their own depending on the severity of the compression marks. Avoid leaving these types of objects unmoved over long periods of time.

Color Drifting: The Polyurea formula contains UV (ultraviolet) ray blockers. It is warranted that the color will maintain a desirable even tone throughout the lifetime of the product. Avoid leaving objects (welcome mats, storage containers, flower pots, etc.) unmoved for long periods of time. After about 3 to 8 weeks of exposure to the sun, the shine will dull out to a more natural desirable look. Ask for a color sample to understand the changes that will occur as the product ages. As with all materials when exposed to UV rays, the color may drift from it's original color shade.

Versaplank™ C-60 Plank Aluminum Decking System

Limited 25 or 40 Year Warranty

Versaplank™ Polyurea Coated Aluminum Decking provides a 25 year (standard coating) or a 40 year (thicker coating) of comprehensive coverage when used on a commercial structure under normal everyday conditions and when installed properly will not...

- Fail structurally as engineered
- Rot, decay or be damaged by insects
 - Warp, cup, sag, dent or splinter
- Wear down to the aluminum or peel off
- Corrode resulting in fatigue or an undesirable appearance

***15 Year Color Guarantee**

Versadeck Decking, Inc. hereafter "Warrantor" warrants that Versaplank Plank Polyurea coated aluminum decking hereafter "Versaplank": when purchased from an authorized Dealer, used in conjunction with a commercial structure and installed, maintained and cared for properly, under normal conditions, will not rust, splinter, warp, cup, sag, shrink, rot, wear down to the aluminum, peel apart or suffer structural damage due to termites, fungal decay, for

A) Standard coating option: 25 years Non Transferable

B) Thicker coating option: 40 years Non Transferable

In addition, Versaplank will maintain a desirable aged weathered look for a period of 15 years (standard colors only) from the date of the original purchase.

Versaplanck™ C-60 Plank Aluminum Decking System**Limited 25 or 40 Year Warranty**

This warranty does not cover damage of any kind resulting from faulty installation, misuse, fire, negligent maintenance or acts of god. Warrantor does not warrant that and Purchaser is solely responsible for determining whether Versaplanck meets the requirements of any applicable safety code or similar regulation. Warrantor shall be the sole judge of whether or not Versaplanck is defective and whether the defect, if any, is due to manufacturing defects in materials or workmanship. Warrantor shall be the sole judge of whether or not Versaplanck can be reasonably repaired (applicants may be supplied that coat the surface to restore color and further protect) without replacement. Warrantor shall not be liable for installation or reinstallation costs or for any indirect, punitive, exemplary or consequential damages of any kind whatsoever. Purchaser's sole remedy for any claim whatsoever, whether in contract, warranty, tort or strict liability, arising out of the use, storage or possession of Versaplanck, including without limitation any claim that Versaplanck failed to perform as warranted above, at warrantors option shall be repaired, or replaced with new Versaplanck. To obtain replacement, the original owner must send this warranty certificate, along with the original purchase invoice indicating the date of purchase from an authorized Dealer showing that sufficient Versaplanck has been purchased to cover the quantity claimed to be damaged, to the warrantor to: Versadeck Decking, Inc.

No person or entity is authorized by Warrantor to make and warrantor shall not be bound by any statement or representation as to the quality or performance of Versaplanck other than as contained in this warranty. There are no oral promises or representations collateral to or affecting this warranty and it may not be altered in a written instrument signed by Warrantor and Buyer. Some states do not allow limitation on how long any implied warranty lasts and/or the exclusion or limitation of incidental or consequential damages, so the above limitation or exclusion may not apply to you. This warranty gives you specific legal rights and you may also have other rights which vary from state to state. This warranty is exclusive and in lieu of any and all other warranties with respect to Versaplanck and there are no other warranties whether expressed or implied, including without limitation, any implied warranty of merchantability or fitness for a particular purpose.